

FOOTBALL COVERAGE



Introduction

At Enetpulse we love football. And that is why we are ready to provide your business with top-notch coverage of the best leagues in the world as well as an unrivaled broadness of coverage.

We offer our trusted livescores and results coverage on 600+ leagues worldwide. But in addition, we have expanded our in-depth statistical coverage of the top football leagues.

On top of that we can provide intriguing editorial content such as Performance Stats, Player Ratings, Heat Map data, and more based on our wide range of statistical data.

In short, we bring you all you need to satisfy your audience when it comes to coverage of the most popular sport on the planet.



Football packages

Basic

- ✓ Fixtures & Results
- ✓ Standings
- ✓ Rankings
- ✓ Head-2-Head
- ✓ Venues*

Live score

- ✓ Everything in **Basic**
- ✓ Livescores
- ✓ Goalscorers
- ✓ Red Cards
- ✓ Player Profiles*

Live stats

- ✓ Everything in **Basic & Live score**
- ✓ Live Team Stats*
- ✓ Squads, Lineups, Formations & Subs
- ✓ Yellow Cards
- ✓ Assists*
- ✓ Referee, Spectators
- ✓ Missed Penalties
- ✓ Light Text Commentary
- ✓ Basic Team & Player
- ✓ Performance Stats

Live stats premium

- ✓ Everything in Basic, **Live score, & Live stats**
- ✓ Live Player Stats Premium
- ✓ Live Team Stats Premium
- ✓ Extended Player Performance Stats
- ✓ Extended Team Performance Stats
- ✓ Extended Play-By-Play Commentary
- ✓ Player Ratings
- ✓ VAR Decisions
- ✓ Predicted Lineups*
- ✓ Injuries & Suspensions*

**Where available*

See following slides for further info about the statistics & coverage.



Live team stats

The following team stats are available in our Live Stats package and updated every minute.

Corners	Total attempts	Red cards
Fouls committed / received	Throw ins	Total passes – FT
Offsides	Free kicks	Attacks – FT
Ball possession	Goalkeeper saves	Dangerous attacks – FT
Shots on / off target	Yellow cards	



Live team stats coverage

Our Live Team Stats coverage is available for the following leagues.



Argentina – Liga Profesional



Argentina – Primera nacional



Argentina – Copa de la Liga Profesional



Argentina – Cup – (from 1/8)



Australia – A-League



Austria – Bundesliga



Austria – 2. Bundesliga



Belgium – First Division A



Belgium – Super Cup*



Brazil – Serie A



Brazil – Serie B



Brazil – Cup (from 1/8)



Czech Republic – 1. Liga



Chile – Primera Division



Chile – Cup (from 1/8)



Chile – Super Cup



Colombia – Primera A



Costa Rica – Primera Division



Cyprus – 1. Division



Cyprus – Super Cup



England – League One



England – League Two



England – FA Cup (from 1/32 to 1/4)



England – EFL Cup (from 1/16 to 1/2)



England – Championship



Finland – Veikkausliiga



France – Ligue 2



France – Coupe de France (from 1/8)



Germany – 2. Bundesliga



Germany – DFB Pokal (from 1/16)



Germany – 3. Liga



Greece – Super League



Greece – Cup (from 1/8)



Hungary – NB I



India – Super League



Indonesia – Liga 1



Italy – Serie B



Italy – Coppa Italia (1/16 to 1/2)



Ireland – Premier Division



Ireland – Super Cup



Japan – J. League 1



Japan – League Cup (final Stage)



Japan – J. League 2



Mexico – Liga MX Apertura/Clausura



Mexico – Liga de Expansion MX



Mexico – Cup (from the groups)



Mexico – Supercopa MX



Netherlands – Eerste Divisie



Netherlands – KNVB Cup (from 1/8)





Norway – Eliteserien





Norway – 1. Divisjon




 Paraguay – Primera Division


 Paraguay – Cup (from 1/4)


 Peru – Liga A


 Peru – Liga B

 Poland – Ekstraklasa

 Poland – FA Cup (from 1/8)

 Poland – Super Cup

 Portugal – Primeira Liga


 Portugal – Cup (from 1/8)


 Portugal – League Cup (final Stage)

 Portugal – Super Cup

 Russia – Premier League

 Russia – FNL


 Russia – Super Cup


 Scotland – Premiership


 Scotland – League Cup (final stage)

 Spain – Segunda Division


 Slovakia – Super Liga


 Slovakia – Super Cup


 Sweden – Allsvenskan

 Sweden – Superettan


 Sweden – Cup Final Stage (from 1/4)

 Switzerland – Super League

 Switzerland – Cup (from 1/8)

 Turkey – Super Lig

 Turkey – Cup (from 1/8)

 Turkey – Super Cup


 Ukraine – Premier League

 Uruguay – Primera Division

 Uruguay – Segunda Division

 USA – Major League Soccer

 UAE – Arabian Gulf League

 Venezuela – Primera Division



Copa Libertadores



Copa Sudamericana



WC Qualifiers CONMEBOL



UEFA Champions League – qualifiers



UEFA Europa League – qualifiers



UEFA Conference League – group stages



CONCACAF Gold Cup



EURO Qualification



UEFA Nations League



World Cup Qualification UEFA



Summer Olympics



FIFA Club World Cup



AFC Champions League



Euro U21



Copa America



Africa Cup of Nations



Asian Cup



Women World Cup (W)



Women’s Euros (W)



Women's Champions League (W)



Damallsvenskan (W)



England – WSL (W)



Live player stats premium

Updated live play-by-play. Our live player stats gives your editorial team an ideal platform for player performance analysis and comparison both live and post-match.

We track several different in-play stats for each player. Use the stats data to create player stats comparison tables, graphs and editorial narratives either live during the match or over the course of a tournament.

Assists	Crosses intercepted / blocked
Corners	Crucial saves
Yellow cards	Goal errors
Red cards	Defensive errors
Offsides	Key passes - second assist
Fouls committed / received	Aerial duels won / lost
Shots on / off target	Tackles
Blocked shots	Blocked shots and interceptions
Substitutions	Clearances
Free kicks	Created scoring opportunity
Saves	Missed scoring opportunity



Live team stats premium

Our team statistics provide the perfect data set for comparison of teams, either during a specific match or over the course of a whole tournament. The various data options not only give a nuanced picture of the battle scene – they also give numerous opportunities to present match based data in an appealing, user-friendly way.

Play-by-play auto commentary	Shots on / off target	Crosses	Tackles
Ball possession	Blocked shots	Crucial saves	Blocked shots and interceptions
Corners	Throw-ins	Goal errors	Clearances
Yellow cards	Substitutions	Defensive errors	Attacks – FT
Red cards	Goal kicks	Goal kicks (short or long)	Dangerous attacks – FT
Offsides	Free kicks	Key passes – second assist	Total passes – FT
Fouls committed / received	Saves	Aerial duels won / lost	



Live stats premium coverage

Our team statistics provide the perfect data set for comparison of teams, either during a specific match or over the course of a whole tournament.

The various data options not only give a nuanced picture of the battle scene – they also give numerous opportunities to present match based data in an appealing, user-friendly way.



England – Premier League



England – FA Cup (from semifinals)



England – EFL Cup (final only)



England – Community shield



Spain – La Liga



Spain – Copa del Rey (from 1/4)



Spain – Super Cup



Italy – Serie A



Italy – Coppa Italia (final only)



Italy – Super Cup



Germany – 1. Bundesliga



Germany – DFB Pokal (from 1/8)



France – Ligue 1



France – Coupe de France (final)



France – Super Cup



Netherlands – Eredivisie



Netherlands – KNVB Cup (final)



Denmark – Superliga



Denmark – Danish Cup (from 1/2)



Bulgaria – FPL



Romania – Liga 1



 FIFA World Cup

 Women's FIFA World Cup (final)

 Women's UEFA Euro (final)

 Sweden - Cup (final only)

 UEFA European Championship

 UEFA European Championship (W)

 Copa America (final stages)

 Africa Cup of Nations (final stages)

 Asian Cup (final)

 EURO U21 (final)


 Champions League

 Europa League

 Conference League (final stages)

 UEFA Super Cup

 UEFA Nations League (selected groups)

 International Friendlies (England, Italy, France, Spain, Germany, Sweden, Denmark, Norway)



Performance stats

Context is key. With our Performance Stats product we have calculated 100+ stats relating to performance on team and player. Stats include narrative inducing metrics such as goal ratios, chances created, key actions, disciplinary stats and many more.

If you are a sport media company, Performance Stats are great for creating exciting editorials about team and player performances for articles, stats features and even engagement on social media.



Headed goals
Per match 0,5

1



Shots on target
Per match 3,0

6



Shots off target
Per match 2,0

4



Assists
Per match 0,5

1




Right foot goals
Per match 1,0

2



Left foot goals
Per match 0,0

0





Basic performance stats – player

In addition to our live team stats service, we provide the following basic performance based stats on player and team level.
Available for the leagues listed on page 4-7.

Early goals	Last goalscorer	Total cards	Total goals in 2nd half
Games without conceding in row	Match winning goals	Total cards per game	Total goals in starts
Games without goals	Minutes per goal	Total clean sheets	Total red cards
Goal conceded	Minutes played	Total games	Total starts
Goal minutes	Own goals	Total games without goal	Total subs in
Goal minutes (%)	Penalty goals	Total goals	Total subs out
Goals ratio	Scored in row	Total goals 1st half	Total yellow cards
Last gasp goals	Team ID	Total goals as sub	Total cards per game



Basic performance stats – team

In addition to our live team stats service, we provide the following basic performance based stats on player and team level.
Available for the leagues listed on page 4-7.

Average goal minutes	Early goals (1st-15th min.)	Games without conceding	Goal ratio minute (%)
Away without win	Early goals team	Games without goals	Handicap wins home (%)
Bore draws	Handicap draws home	Goal in both halves	Home without win
Both to score	Handicap draws home (%)	Goal in both halves (%)	Last gasp goals team
Both to score (%)	Handicap wins away	Goal minutes	Last goal
Comebacks	Handicap wins away (%)	Goal minutes (%)	Last goal (%)
Conceded	Handicap wins home	Goals ratio	Lost in row
Conceded 1 or more goals	Formtable	Goal ratio minute	Halftime/fulltime



Halftime/fulltime (%)	Matches won away %	Penalty goals	Total cards (Y+R)
Handicap defeats away	Matches won home %	Red cards per game	Total cards per game (Y+R)
Handicap defeats away (%)	Lost lead to lose	Scored in row (games)	Total clean sheets
Handicap defeats home	Over	Squad own goal contribution	Total games
Handicap defeats home (%)	Over team	Squad own goal contribution (%)	Total games without goal
Handicap draws away	Over team (%)	Time between goals conceded	Total goals
Handicap draws away (%)	Own goals	Time between goals scored	Total goals 1st half



Extended performance stats – player

In addition to our live stats service, we provide the following extended performance based stats on player and team level.
Available for the leagues listed on page 10-11.

Own goals	Scoring streak	Total goals in starts	Minutes played
Penalty goals	Match winning goals	Total goals as sub	Goals per game
Striked goals	Direct free kick goals	Total games	Goal ratio 15 minute intervals
Headed goals	First goalscorer	Total goals	Team contribution %
Equaliser goals	Last goalscorer	Total assists	Total clean sheets (GK)
Late goals (85th min.+)	Goal minute intervals	Total starts	Total games without goal (GK+DE excl.)
Early goals (1st-10th min.)	Total goals 1st half	Total subs out	
Minutes per goal	Total goals in 2nd half	Total subs in	Offsides total



Corners taken	Penalty saves	Key passes (second assist)	Total yellow cards
Total shots on target	Keeper saves	Aerial duels won/lost	Total red cards
Total shots off target	Keeper saves per game	Tackles	Total cards (Y+R)
Total shots (on+off)	Crucial saves	Blocked shots and interceptions	Yellow cards per game
Total shots on target per game	Goal errors	Vertical heat map for shots	Total cards per game (Y+R)
Total shots off target per game	Defensive errors	Clearances	Total fouls committed
Shots per goal (forwards only)	Keeper dive right/left (penalties)	Created scoring opportunity	Fouls committed per game
Hit woodwork		Missed scoring opportunity	Penalties committed



Extended performance stats – team

In addition to our live stats service, we provide the following extended performance based stats on player and team level.
Available for the leagues listed on page 10-11.

Own goals	Equalizing goals	Total games	Matches won home %
Penalty goals	Early goals (1-10 min)	Total assists	Matches won away %
Striked goals	Late goals (85+ min)	Conceded goals	Won in a row
Headed goals	Total goals 1st half	Total starts	Lost in a row
Scoring streak	Total goals 2nd half	Total subs in	Goals per game
Both to score	Goals in both halves	Total subs out	Goal ratio 15 minute intervals
Match winning goals	Direct free kick goals	Total goals as sub	First goal
Total games without goal	Total goals	Minutes played	Last goal



Goal minute intervals	Won when 1-0 down	Time between goals conceded	Injury time minutes (2nd half)
Won 1st half	Won when 1-0 up	Bore draws (0-0)	Total shots on target
Won 2nd half	Points win when 1-0 down	Away matches without win	Total shots off target
Lost lead to lose	Points won when 1-0 up	Home matches without win	Total shots on per game
Comebacks (lose HT, win FT)	Won when 2-0 down	Offsides total	Total shots off per game
Total goals starting players	Won when 2-0 up	Offsides per game	Total shots (on+off)
Total goals from subs	Won to nil	Corners taken	Shots per goal
Total clean sheets	Time between goals scored	Corners per game	Hit woodwork



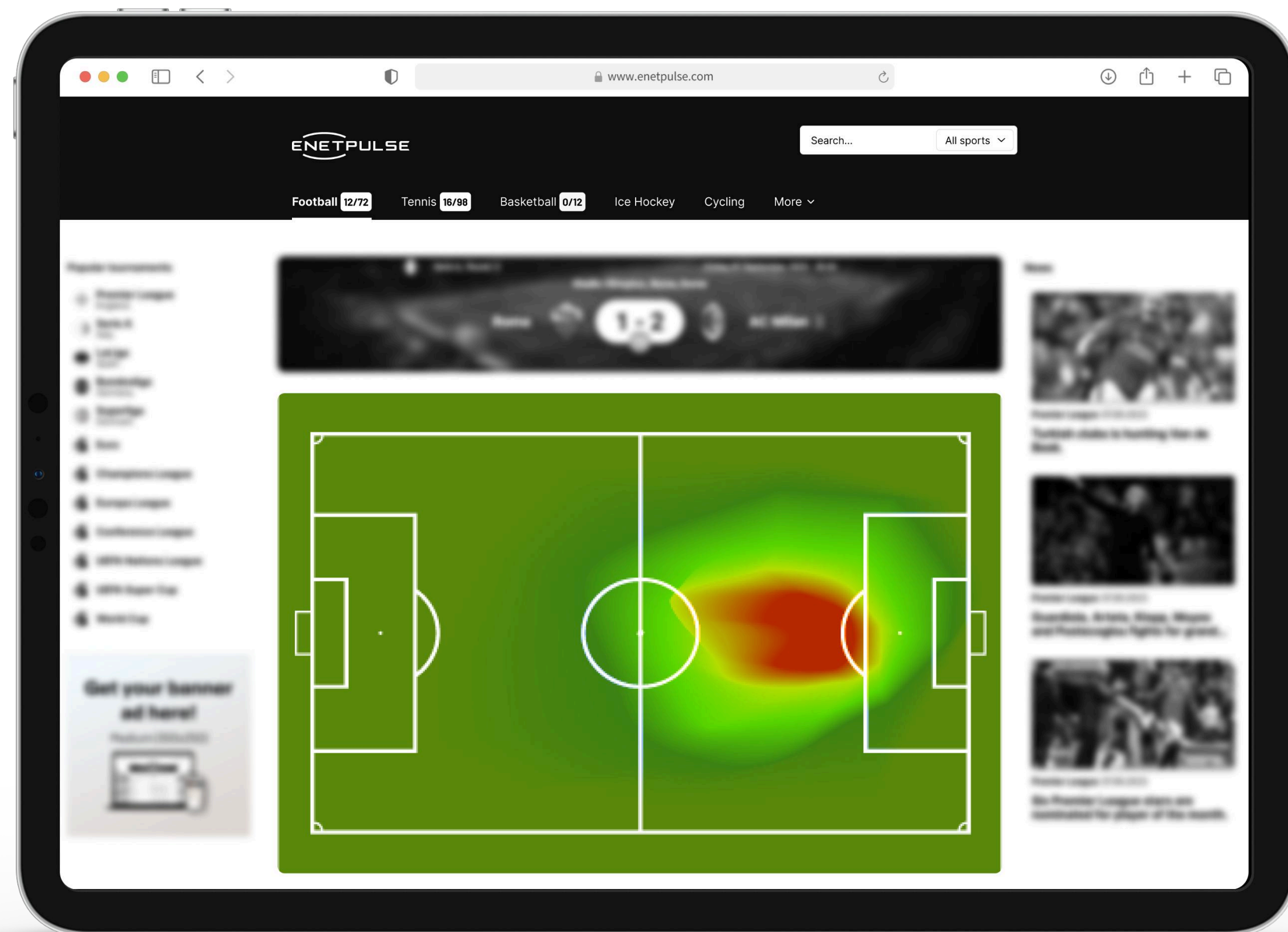
Player ratings

Based on a wide range of statistical parameters our systems calculate ratings based on player performance live during matches.

Ratings are updated every 15 minutes or when key incidents such as goals or cards are given. We use more than 25 different statistical variables to reflect player performance as accurately as possible in our ratings.

With player ratings you can add another dimension to your match coverage, which is data-driven and automatically fed live to your platform.





Heat maps statistics

Use our stats data to visualize your football coverage and create a better user experience. Our extended football stats allows you to create heat maps as well as other dynamic graphics from each game and add an extra dimension to your football coverage.



Momentum widgets

Find out who is on top of the game with our brand new Momentum Widget. Based on a wide range of statistical parameters our in-play algorithms can calculate which team is dominating the match at a given period – adding a further dimension to our live match stats and commentary.

Use the widget to give your audience a sense of the flow of the game as if they were watching it with their own eyes. The Momentum Widget is also ideal for post-match analysis where users will be able to easily break down the game in periods. Further the widget allows you to create match narratives on whether teams are able to turn their dominance into goals and victories.

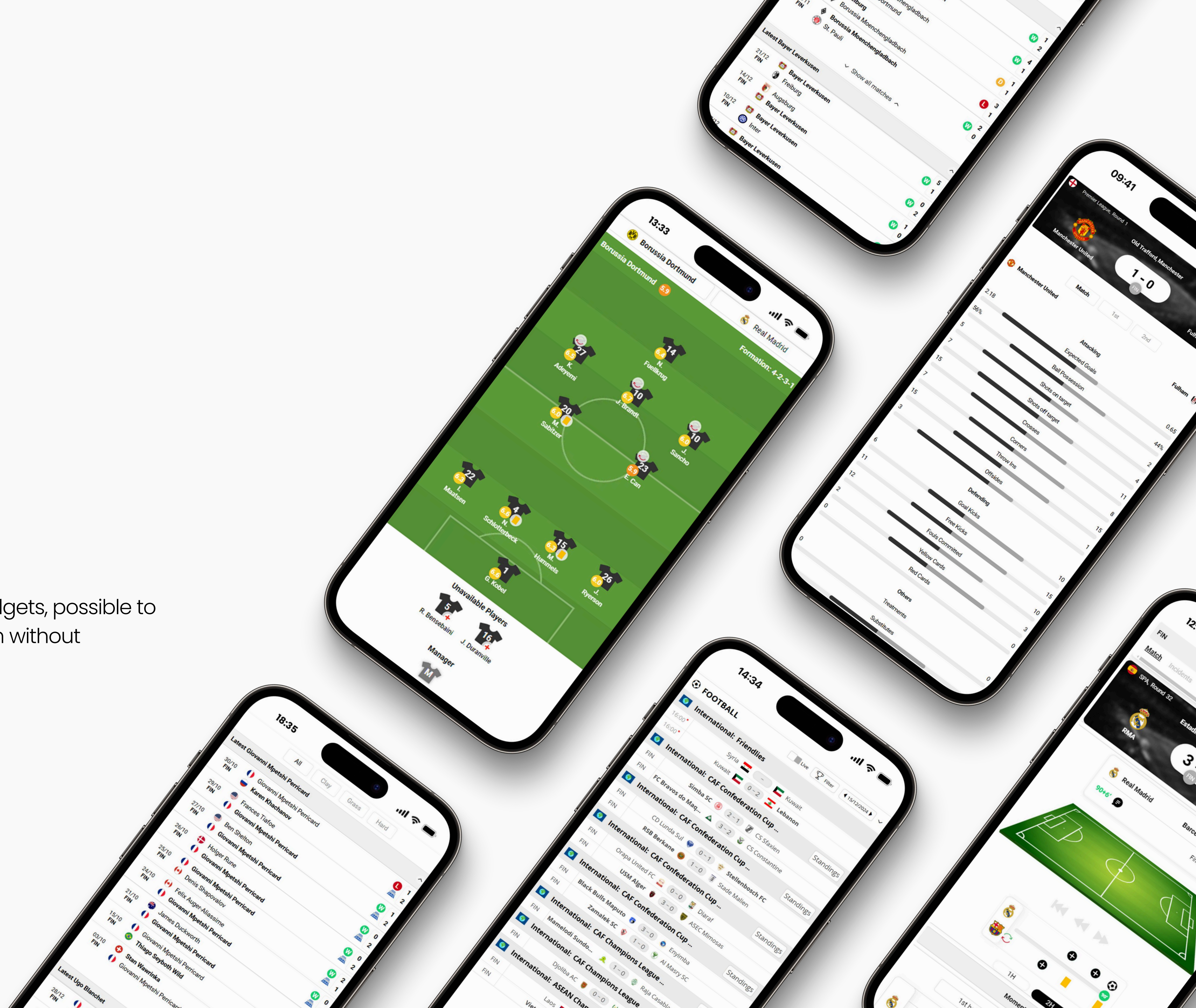




Explore our widgets for football

For every major sport, we offer a selection of widgets, possible to customise and easy to embed on your platform without development resources needed. Interested?

SEE FOOTBALL WIDGETS





Contact us

sales@enetpulse.com

Denmark

Enetpulse ApS
Dybendalsvænget 3
DK-2630
Taastrup
Denmark

Bulgaria

Enetpulse Eood
bul. Tsarigradsko Shose 115G
16th Floor
Sofia 1784
Bulgaria

Stay connected

